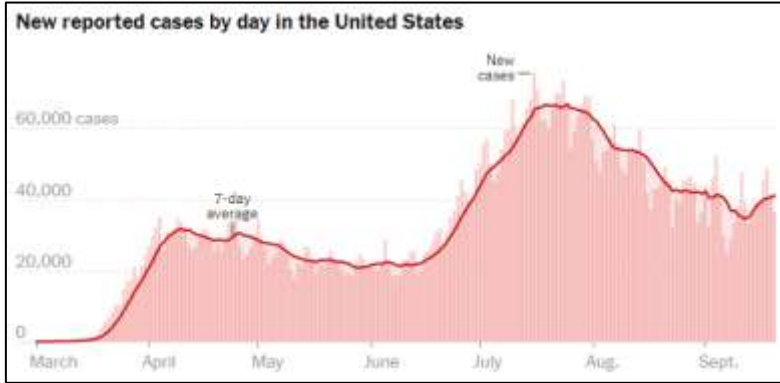


Daily Coronavirus Update

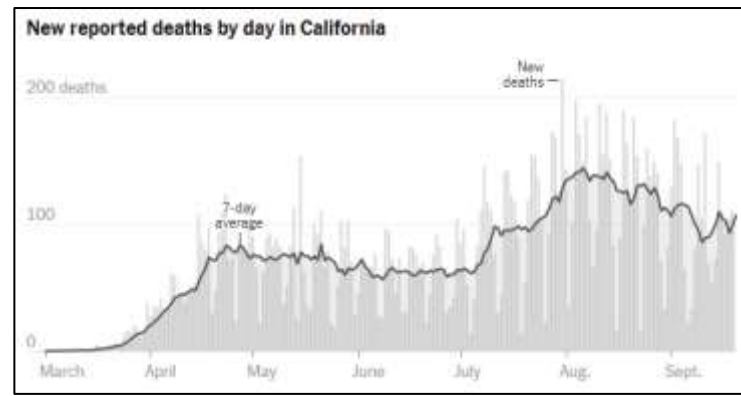
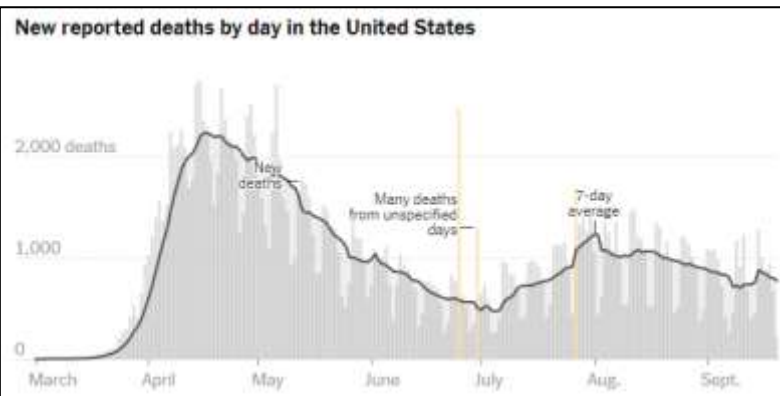
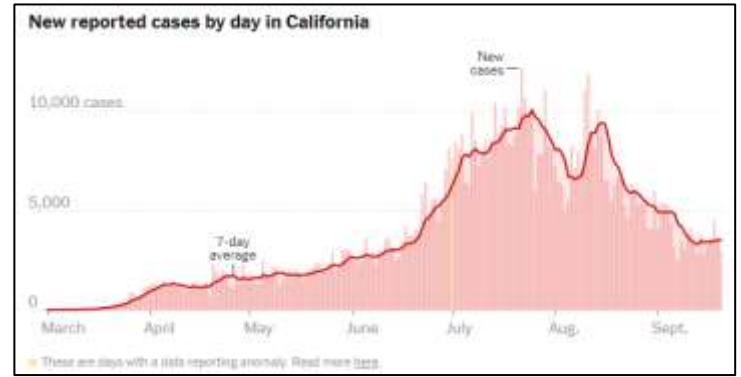
The information below is provided to Senator Feinstein each weekday and is regularly updated online to provide Californians with easy access to coronavirus data. Data and graphs are sourced from [The New York Times](#) and [Politico](#). This page was last updated on September 21, 2020.

Daily new cases and deaths in the United States

United States:

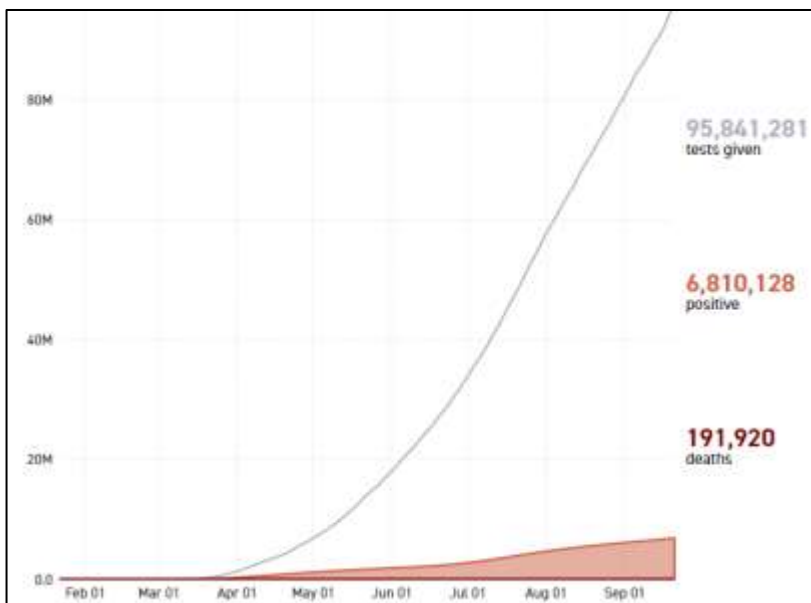


California:



Coronavirus testing in the United States

United States:



California:



California cases by county (since Friday):

Note: "Per 100K" controls for the size of states.

**36 counties (asterisked*) have had over 1,000 cases.*

Total:

- **788,077 cases** (+11,133 since Friday)
- **15,018 deaths** (+211 since Friday)

	Total Cases	Per 100K	Total Deaths	Per 100K		Total Cases	Per 100K	Total Deaths	Per 100K
Alameda*	20,579 (+396)	1,231	374 (+9)	22	Orange*	53,381 (+736)	1,681	1,128 (+13)	36
Alpine	2	177	—	—	Placer*	3,466 (+81)	870	41	10
Amador	284	714	16	40	Plumas	47	250	—	—
Butte*	2,748 (+44)	1,254	35 (+2)	16	Riverside*	56,681 (+307)	2,294	1,153 (+10)	47
Calaveras	311 (+6)	677	14 (+1)	30	Sacramento*	21,296 (+336)	1,372	375 (+4)	24
Colusa	509	2,362	6	28	San Benito*	1,301 (+41)	2,071	11 (+1)	18
Contra Costa*	15,958 (+318)	1,383	201 (+3)	17	San Bernardino*	52,471 (+1,004)	2,407	908 (+69)	42
Del Norte	136	489	1	4	San Diego*	44,640 (+985)	1,337	760 (+6)	23
El Dorado*	1,068	554	4	2	San Francisco*	10,748 (+176)	1,219	99 (+8)	11
Fresno*	27,668 (+287)	2,769	355 (+7)	36	San Joaquin*	19,793 (+92)	2,597	414 (+7)	54
Glenn	547	1,927	3	11	San Luis Obispo*	3,369 (+37)	1,190	27	10
Humboldt	482	356	6	4	San Mateo*	9,522 (+190)	1,242	143 (+1)	19
Imperial*	11,558 (+101)	6,378	313 (+4)	173	Santa Barbara*	8,862 (+59)	1,985	110 (+1)	25
Inyo	177	981	14	78	Santa Clara*	20,410 (+519)	1,059	297 (+1)	15
Kern*	31,509 (+361)	3,500	354 (+14)	39	Santa Cruz*	2,218 (+43)	812	8	3
Kings*	7,430 (+229)	4,858	77	50	Shasta	687	381	14	8
Lake	465 (+48)	722	10 (+3)	16	Sierra	6	200	—	—
Lassen	731	2,391	—	—	Siskiyou	161	370	—	—
Los Angeles*	260,797 (+3,526)	2,598	6,353 (+29)	63	Solano*	6,090 (+31)	1,360	55	12
Madera*	4,296	2,731	58	37	Sonoma*	7,060 (+186)	1,428	114	23
Marin*	6,591 (+70)	2,546	112 (+1)	43	Stanislaus*	16,319 (+169)	2,964	335 (+10)	61
Mariposa	75	436	2	12	Sutter*	1,642	1,693	10	10
Mendocino	851	981	18	21	Tehama	498 (+14)	765	4 (+1)	6
Merced*	8,750 (+31)	3,151	134 (+1)	48	Trinity	16	130	—	—
Modoc	22	249	—	—	Tulare*	15,599 (+82)	3,346	256	55
Mono	165	1,142	2	14	Tuolumne	221	406	4	7
Monterey*	9,550 (+213)	2,200	67 (+2)	15	Ventura*	12,328 (+255)	1,457	143 (+1)	17
Napa*	1,615	1,172	13	9	Yolo*	2,747 (+26)	1,246	54 (+1)	24
Nevada	506 (+3)	507	6 (+1)	6	Yuba*	1,118	1,421	7	9