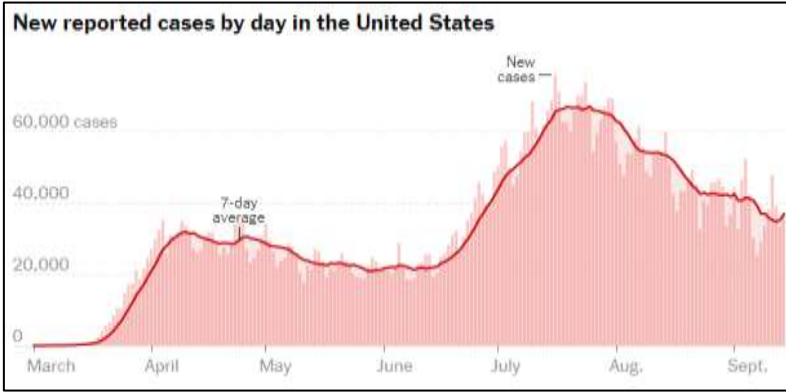


Daily Coronavirus Update

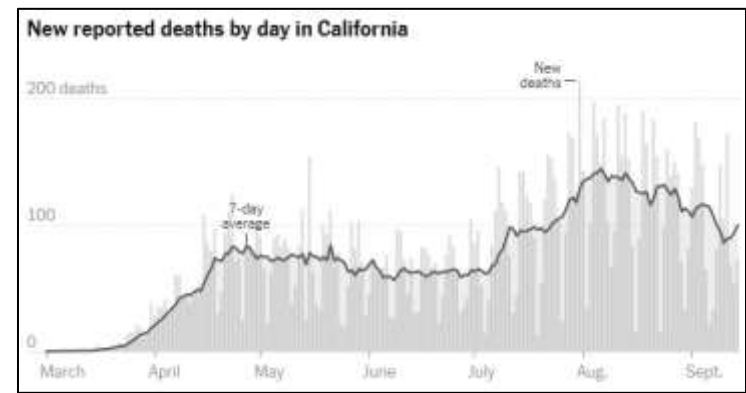
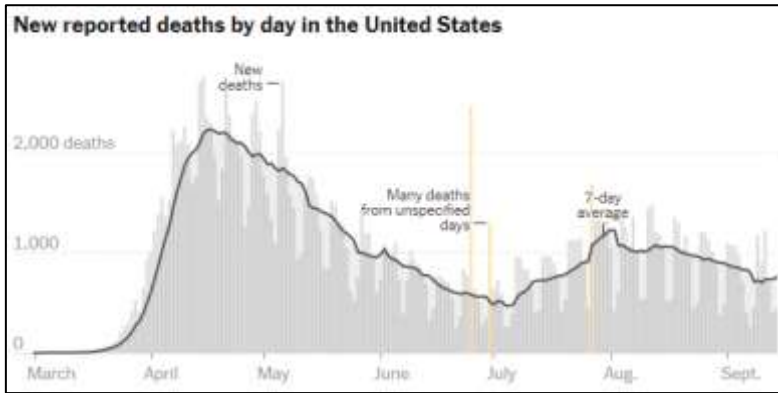
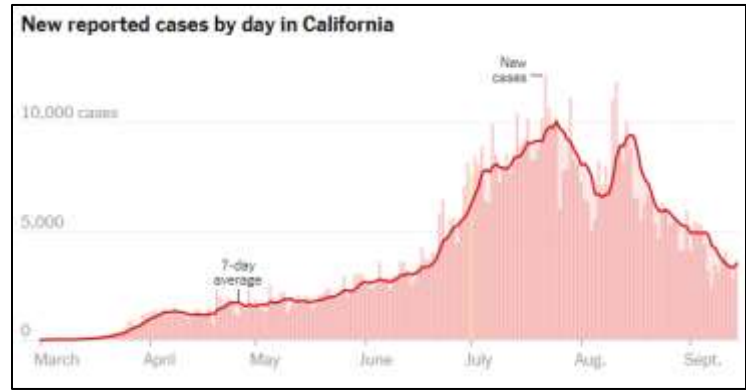
The information below is provided to Senator Feinstein each weekday and is regularly updated online to provide Californians with easy access to coronavirus data. Data and graphs are sourced from [The New York Times](#) and [Politico](#). This page was last updated on September 15, 2020.

Daily new cases and deaths in the United States

United States:

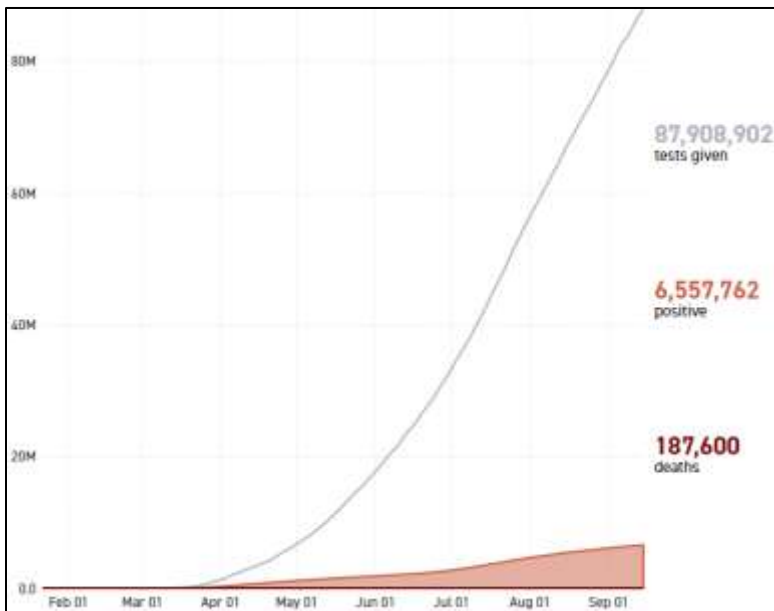


California:



Coronavirus testing in the United States

United States:



California:



California cases by county (since yesterday):

Note: "Per 100K" controls for the size of states.

**36 counties (asterisked*) have had over 1,000 cases.*

Total:

- **767,062 cases (+3,673 since yesterday)**
- **14,458 deaths (+72 since yesterday)**

	Total Cases	Per 100K	Total Deaths	Per 100K		Total Cases	Per 100K	Total Deaths	Per 100K
Alameda*	20,043 (+31)	1,199	332	20	Orange*	52,166 (+45)	1,643	1,093	34
Alpine	2	177	—	—	Placer*	3,325	835	39	10
Amador	278	699	16	40	Plumas	42	223	—	—
Butte*	2,640	1,204	28	13	Riverside*	55,766 (+693)	2,257	1,118 (+15)	45
Calaveras	298	649	10	22	Sacramento*	20,434 (+251)	1,317	356 (+6)	23
Colusa	496	2,302	6	28	San Benito*	1,240	1,974	10	16
Contra Costa*	15,424 (+73)	1,337	192	17	San Bernardino*	50,709	2,326	832	38
Del Norte	133	478	1	4	San Diego*	42,950 (+280)	1,287	734	22
El Dorado*	1,046 (+12)	542	3 (+1)	2	San Francisco*	10,381 (+76)	1,178	91	10
Fresno*	27,196 (+120)	2,722	337	34	San Joaquin*	19,364 (+256)	2,541	389 (+6)	51
Glenn	517	1,821	3	11	San Luis Obispo*	3,278 (+56)	1,158	26 (+3)	9
Humboldt	473 (+26)	349	6 (+1)	4	San Mateo*	9,166 (+89)	1,196	139	18
Imperial*	11,291	6,231	307	169	Santa Barbara*	8,718 (+76)	1,953	106 (+1)	24
Inyo	176	976	14	78	Santa Clara*	19,613 (+64)	1,017	284	15
Kern*	30,850 (+115)	3,427	332	37	Santa Cruz*	2,065	756	7	3
Kings*	7,125	4,659	77	50	Shasta	612	340	12	7
Lake	397	617	7	11	Sierra	6	200	—	—
Lassen	727	2,378	—	—	Siskiyou	156	358	—	—
Los Angeles*	254,656 (+671)	2,537	6,231 (+24)	62	Solano*	5,942 (+117)	1,327	50 (+2)	11
Madera*	4,226 (+76)	2,686	58	37	Sonoma*	6,738 (+37)	1,363	110 (+2)	22
Marin*	6,470	2,500	99	38	Stanislaus*	15,976	2,901	310	56
Mariposa	75	436	2	12	Sutter*	1,599 (+35)	1,649	10	10
Mendocino	802	925	18	21	Tehama	476	731	1	2
Merced*	8,616 (+75)	3,103	129 (+2)	46	Trinity	15	122	—	—
Modoc	21	238	—	—	Tulare*	15,270 (+156)	3,275	251 (+4)	54
Mono	163	1,128	2	14	Tuolumne	216	396	3	6
Monterey*	9,011	2,076	64	15	Ventura*	11,855 (+96)	1,401	135 (+6)	16
Napa*	1,564	1,135	13	9	Yolo*	2,689	1,220	53	24
Nevada	494	495	5	5	Yuba*	1,085	1,379	7	9